BHP2.6

如何订购/ HOW TO ORDER

BA	P	2.6	前盖 Front cover	旋向 Rotation	规格 Size	轴伸 Shaft	油口 Ports	油口位置 Ports position	油封 Seals	可选项 Options
系列号 Series	P- 齿轮泵 Pump	组别 Group	B0	D 顺时针转 Clockwise	6					
BA- 前、后盖材料为铝合金 BA-Front and end cover material aluminum			A1	S 逆时针转 Counter clockwise	8					
BH- 前、后盖材料为铸铁,压力比"BA"系列高 30bar 。 BH-Front and end cover material cast iron, pressure than "BA"series high 30 bar.			A2	R 可正反转 Reversible	10					
					12					
					14					
					16					
					19					
					22					
					25					
					28					
					30					
					32					
					36					
					38					
					40					
					44					

油口位置	Ports position
省略-侧进侧出	Omit-Side inlet and side outlet
A-前进前出	A-Front inlet and front outlet
B-后进前出	B-Back inlet and front outlet
C-后进侧出	C-Back inlet and side outlet
D-侧进前出	D-Side inlet and front outlet
R-后进后出	R-Back inlet and back outlet

油封	Seals
省略-温度范围在-10℃~+80℃,进油口最高绝对压力为3bar。	Omit-Range between -10℃ and +80℃,inlet pressure up to max. 3 bar absolute.
V-适用于高温介质，温度范围在-10℃~+120℃。	V-Version suitable for fluid at hi-temperatures, range between -10℃ and +120℃.
H-适用于低温介质，温度范围在-40℃~+80℃。	H-Version suitable for fluid at low-temperatures, range between -40℃ and +80℃.
T-适用于进油口最大绝对压力3~6bar。	T-Version suitable for inlet pressure up to max. 3 and 6 bar absolute.
N-适用于进油口最大绝对压力3~10bar。	N-Version suitable for inlet pressure up to max. 3 and 10 bar absolute.

范例/ Examples:

BHP2.6-B0-D-10-T0-E1=	顺时针转，排量10 cc/rev, B0前盖， T0 1:8 锥度轴伸， E1安装油口，标准油封 clockwise rotation, 10 cc/rev, B0 front cover,1:8 tapered shaft(T0), setting ports E1 type, standard seals
BHP2.6-A1-D-10-C1-F0 =	顺时针转，排量10 cc/rev, A1前盖， C1圆柱轴伸，F0安装油口，标准油封 clockwise rotation, 10 cc/rev, A1 front cover, C1 parallel shaft, setting ports F0 type, standard seals
BHP2.6-A2-D-10-S3-U0-N=	顺时针转，排量10 cc/rev, A2前盖， S3 SAE B 13齿轴伸，U0安装油口,高压油封(N) clockwise rotation, 10 cc/rev, A2 front cover, SAE B splined 13T shaft(S3), setting ports U0 type, high pressure seals(N)

BAP2.6B0

安装泵时，n.4 M12螺钉扭矩设定为 130...135Nm.
轴伸M14x1.5螺母扭矩设定为 75 Nm.

To mount the pump, n.4 M10 screws, with a torque wrench setting fixed at 130...135 Nm.
Shaft M14x1.5 nut,with a torque wrench setting fixed at 75 Nm.

出油口
OUTLET

进油口
INLET

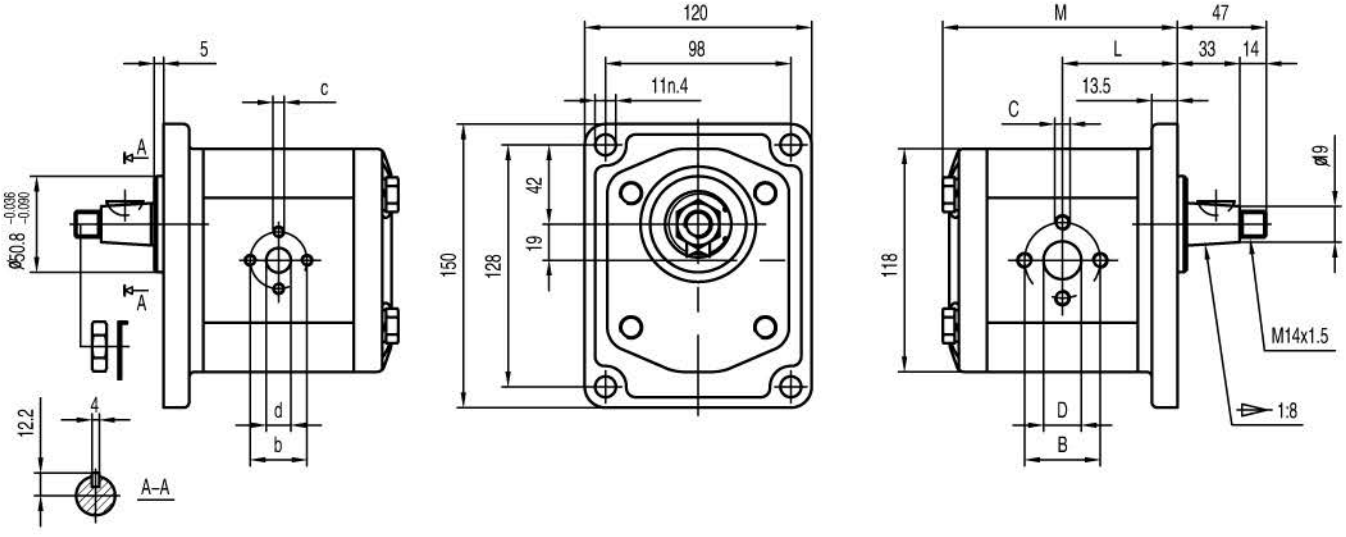

规格 Type	排量 Displacement	最大压力 Max pressure			最高转速 Max. speed	最低转速 Min. speed	尺寸 Dimensions							
		P1	P2	P3			M	L	B	D	C	b	d	c
	(cm³/rev)	bar	bar	bar	(r/min)	(r/min)	mm	mm	mm	mm		mm	mm	
BHP2.6B0-D-6	6	250	280	300	4000	800	103	49.3	30	13	M6	30	13	M6
BHP2.6B0-D-8	8	250	280	300	4000	800	105	50.3	30	13	M6	30	13	M6
BHP2.6B0-D-10	10	250	280	300	4000	700	107	51.3	40	20	M8	30	13	M6
BHP2.6B0-D-12	12	250	280	300	3500	700	110	52.5	40	20	M8	30	13	M6
BHP2.6B0-D-14	14	250	280	300	3500	600	111	53.3	40	20	M8	30	13	M6
BHP2.6B0-D-16	16	250	280	300	3500	600	114	54.5	40	20	M8	30	13	M6
BHP2.6B0-D-19	19	250	280	300	3000	500	117	56.3	40	20	M8	30	13	M6
BHP2.6B0-D-22	22	250	280	300	3000	500	121	58.0	51	25	M10	40	18	M8
BHP2.6B0-D-25	25	250	280	300	3000	500	123	59.3	51	25	M10	40	18	M8
BHP2.6B0-D-28	28	250	280	300	3000	500	126	60.8	51	25	M10	40	18	M8
BHP2.6B0-D-30	30	230	250	260	3000	500	129	62.0	51	25	M10	40	18	M8
BHP2.6B0-D-32	32	230	250	260	3000	400	131	63.3	51	25	M10	40	18	M8
BHP2.6B0-D-36	36	200	230	250	2750	400	135	65.3	51	25	M10	40	18	M8
BHP2.6B0-D-38	38	200	230	250	2750	400	137	66.3	51	25	M10	40	18	M8
BHP2.6B0-D-40	40	170	190	210	2500	400	139	67.3	51	25	M10	40	18	M8
BHP2.6B0-D-44	44	170	190	210	2500	400	144	69.5	51	25	M10	40	18	M8

BHP2.6A1

G 1 螺纹深 19,
G 3/4 螺纹深 16,
G 1/2 螺纹深 15,
安装泵时，n.4 M12 螺钉扭矩设定为 130...135 Nm.

G 1 thread depth 19,
G 3/4 thread depth 16,
G 1/2 thread depth 15,
To mount the pump, n.4 M12 screws, with a torque wrench setting fixed at 130...135 Nm.

出油口
OUTLET

进油口
INLET

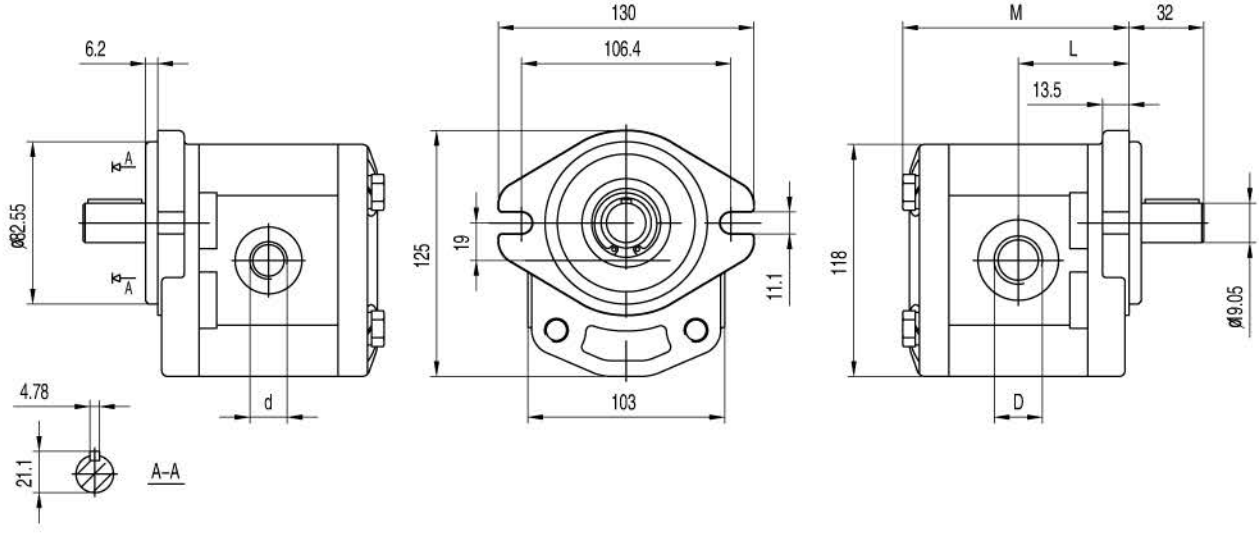

规格 Type	排量 Displacement	最大压力 Max pressure			最高转速 Max. speed	最低转速 Min. speed	尺寸 Dimensions			
		P1	P2	P3			M	L	D	d
	(cm^3/rev)	bar	bar	bar	(r/min)	(r/min)	mm	mm		
BHP2.6A1-D-6	6	250	280	300	4000	800	103	49.3	G 3/4	G 1/2
BHP2.6A1-D-8	8	250	280	300	4000	800	105	50.3	G 3/4	G 1/2
BHP2.6A1-D-10	10	250	280	300	4000	700	107	51.3	G 3/4	G 1/2
BHP2.6A1-D-12	12	250	280	300	3500	700	110	52.5	G 3/4	G 1/2
BHP2.6A1-D-14	14	250	280	300	3500	600	111	53.3	G 3/4	G 1/2
BHP2.6A1-D-16	16	250	280	300	3500	600	114	54.5	G 3/4	G 1/2
BHP2.6A1-D-19	19	250	280	300	3000	500	117	56.3	G 3/4	G 1/2
BHP2.6A1-D-22	22	250	280	300	3000	500	121	58.0	G 3/4	G 1/2
BHP2.6A1-D-25	25	250	280	300	3000	500	123	59.3	G 1	G 3/4
BHP2.6A1-D-28	28	250	280	300	3000	500	126	60.8	G 1	G 3/4
BHP2.6A1-D-30	30	230	250	260	3000	500	129	62.0	G 1	G 3/4
BHP2.6A1-D-32	32	230	250	260	3000	400	131	63.3	G 1	G 3/4
BHP2.6A1-D-36	36	200	230	250	2750	400	135	65.3	G 1	G 3/4
BHP2.6A1-D-38	38	200	230	250	2750	400	137	66.3	G 1	G 3/4
BHP2.6A1-D-40	40	170	190	210	2500	400	139	67.3	G 1	G 3/4
BHP2.6A1-D-44	44	170	190	210	2500	400	144	69.5	G 1	G 3/4

BHP2.6A2

"D"和"d"油口有螺纹加工，用O形圈密封,旁侧削平的SAE J1926/1 (ISO J1926-1)。
安装泵时，n.4 M12螺钉扭矩设定为130...135 Nm.

"D" and "d" ports are machined in compliance with threaded port with O-ring seal in truncated housing SAE J1926/1(ISO J1926-1).
To mount the pump, n.4 M12 screws, with a torque wrench setting fixed at 130...135 Nm.

出油口
OUTLET

进油口
INLET

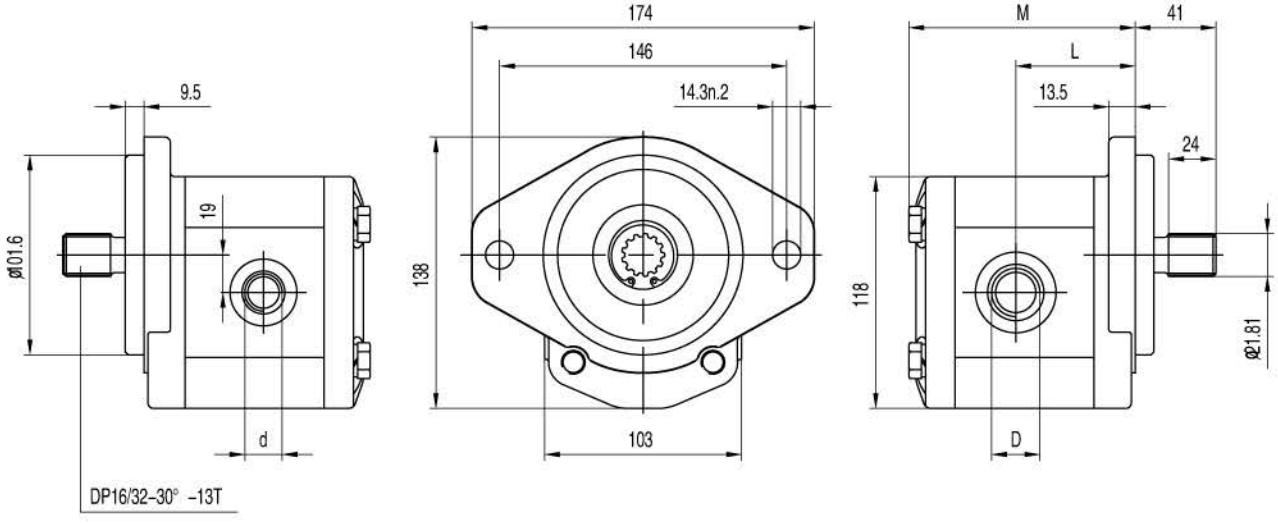

规格 Type	排量 Displacement	最大压力 Max pressure			最高转速 Max. speed	最低转速 Min. speed	尺寸 Dimensions			
		P1	P2	P3			M	L	D	d
	(cm^3/rev)	bar	bar	bar	(r/min)	(r/min)	mm	mm		
BHP2.6A2-D-6	6	250	280	300	4000	800	103	49.3	1 1/16-12UNF	7/8-14UNF
BHP2.6A2-D-8	8	250	280	300	4000	800	105	50.3	1 1/16-12UNF	7/8-14UNF
BHP2.6A2-D-10	10	250	280	300	4000	700	107	51.3	1 1/16-12UNF	7/8-14UNF
BHP2.6A2-D-12	12	250	280	300	3500	700	110	52.5	1 1/16-12UNF	7/8-14UNF
BHP2.6A2-D-14	14	250	280	300	3500	600	111	53.3	1 1/16-12UNF	7/8-14UNF
BHP2.6A2-D-16	16	250	280	300	3500	600	114	54.5	1 1/16-12UNF	7/8-14UNF
BHP2.6A2-D-19	19	250	280	300	3000	500	117	56.3	1 1/16-12UNF	7/8-14UNF
BHP2.6A2-D-22	22	250	280	300	3000	500	121	58.0	1 1/16-12UNF	7/8-14UNF
BHP2.6A2-D-25	25	250	280	300	3000	500	123	59.3	1 5/16-12UNF	1 1/16-12UNF
BHP2.6A2-D-28	28	250	280	300	3000	500	126	60.8	1 5/16-12UNF	1 1/16-12UNF
BHP2.6A2-D-30	30	230	250	260	3000	500	129	62.0	1 5/16-12UNF	1 1/16-12UNF
BHP2.6A2-D-32	32	230	250	260	3000	400	131	63.3	1 5/16-12UNF	1 1/16-12UNF
BHP2.6A2-D-36	36	200	230	250	2750	400	135	65.3	1 5/16-12UNF	1 1/16-12UNF
BHP2.6A2-D-38	38	200	230	250	2750	400	137	66.3	1 5/16-12UNF	1 1/16-12UNF
BHP2.6A2-D-40	40	170	190	210	2500	400	139	67.3	1 5/16-12UNF	1 1/16-12UNF
BHP2.6A2-D-44	44	170	190	210	2500	400	144	69.5	1 5/16-12UNF	1 1/16-12UNF

BHP2.6A2-R

"D"和"d"油口有螺纹加工，用O形圈密封,旁侧削平的SAE J1926/1 (ISO J1926-1)。
安装泵时，n.4 M12螺钉扭矩设定为130...135 Nm.

"D" and "d" ports are machined in compliance with threaded port with O-ring seal in truncated housing SAE J1926/1(ISO J1926-1).
To mount the pump, n.4 M12 screws, with a torque wrench setting fixed at 130...135 Nm.

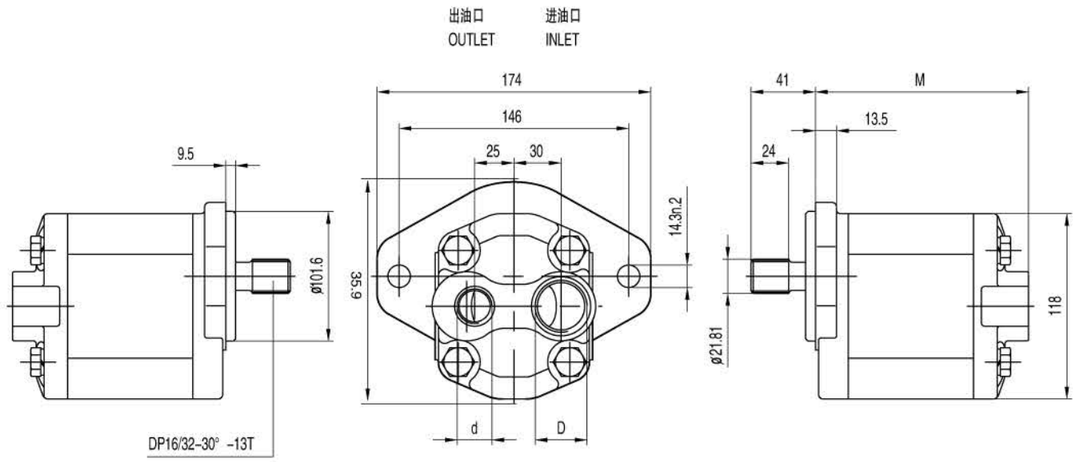

规格 Type	排量 Displacement	最大压力 Max pressure			最高转速 Max. speed	最低转速 Min. speed	尺寸 Dimensions		
		P1	P2	P3			M	D	d
	(cm^3/rev)	bar	bar	bar	(r/min)	(r/min)	mm		
BHP2.6A2-D-6-R	6	250	280	300	4000	800	118	1 1/16-12UNF	7/8-14UNF
BHP2.6A2-D-8 -R	8	250	280	300	4000	800	120	1 1/16-12UNF	7/8-14UNF
BHP2.6A2-D-10 -R	10	250	280	300	4000	700	122	1 1/16-12UNF	7/8-14UNF
BHP2.6A2-D-12 -R	12	250	280	300	3500	700	125	1 1/16-12UNF	7/8-14UNF
BHP2.6A2-D-14 -R	14	250	280	300	3500	600	126	1 1/16-12UNF	7/8-14UNF
BHP2.6A2-D-16 -R	16	250	280	300	3500	600	129	1 1/16-12UNF	7/8-14UNF
BHP2.6A2-D-19 -R	19	250	280	300	3000	500	132	1 1/16-12UNF	7/8-14UNF
BHP2.6A2-D-22 -R	22	250	280	300	3000	500	136	1 1/16-12UNF	7/8-14UNF
BHP2.6A2-D-25 -R	25	250	280	300	3000	500	138	1 1/16-12UNF	7/8-14UNF
BHP2.6A2-D-28 -R	28	250	280	300	3000	500	141	1 1/16-12UNF	7/8-14UNF
BHP2.6A2-D-30 -R	30	230	250	260	3000	500	144	1 1/16-12UNF	7/8-14UNF
BHP2.6A2-D-32 -R	32	230	250	260	3000	400	146	1 1/16-12UNF	7/8-14UNF
BHP2.6A2-D-36 -R	36	200	230	250	2750	400	150	1 1/16-12UNF	7/8-14UNF
BHP2.6A2-D-38 -R	38	200	230	250	2750	400	152	1 1/16-12UNF	7/8-14UNF
BHP2.6A2-D-40 -R	40	170	190	210	2500	400	154	1 1/16-12UNF	7/8-14UNF
BHP2.6A2-D-44 -R	44	170	190	210	2500	400	159	1 1/16-12UNF	7/8-14UNF

BHP2.6

前盖/FRONT COVER

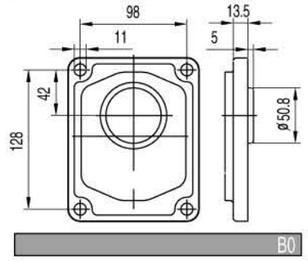

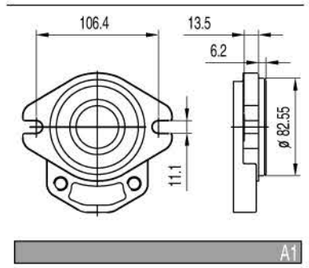

轴伸/SHAFTS

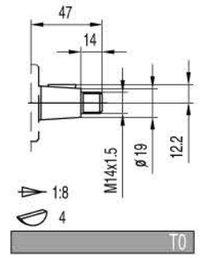

最大扭矩 Max.Torque 300 Nm

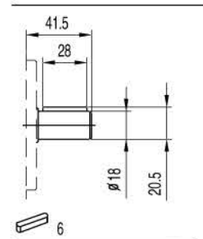

最大扭矩 Max.Torque 180 Nm

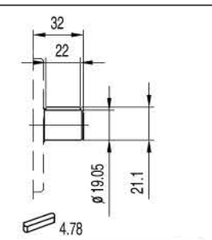

最大扭矩 Max.Torque 190 Nm

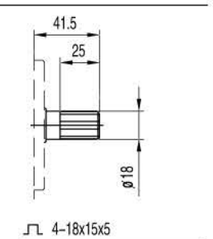

最大扭矩 Max.Torque 200 Nm

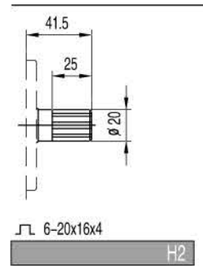

最大扭矩 Max.Torque 240 Nm

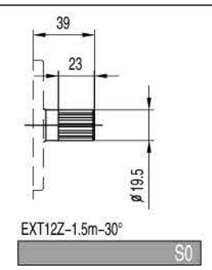

最大扭矩 Max.Torque 220 Nm

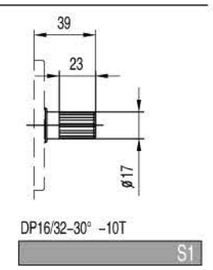

最大扭矩 Max.Torque 200 Nm

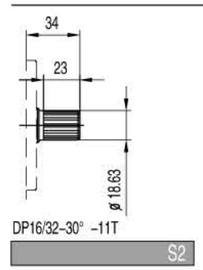

最大扭矩 Max.Torque 210 Nm

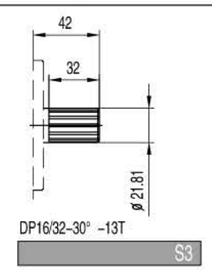

最大扭矩 Max.Torque 300 Nm

BHP2.6

前盖/FRONT COVER

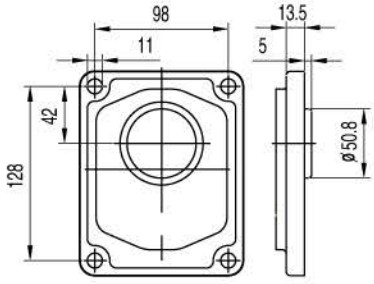

B0

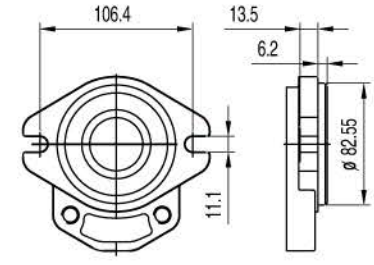

A1

轴伸/SHAFTS

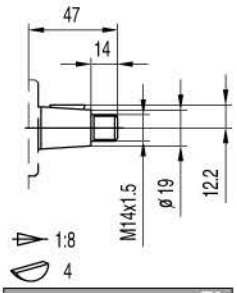

T0

最大扭矩 Max.Torque 300 Nm

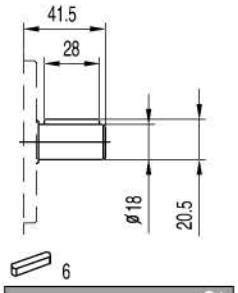

C1

最大扭矩 Max.Torque 180 Nm

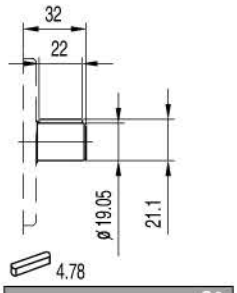

C2

最大扭矩 Max.Torque 190 Nm

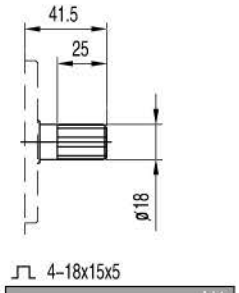

H1

最大扭矩 Max.Torque 200 Nm

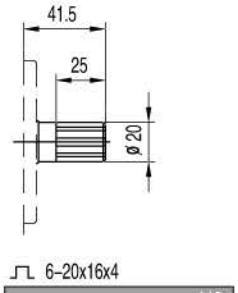

H2

最大扭矩 Max.Torque 240 Nm

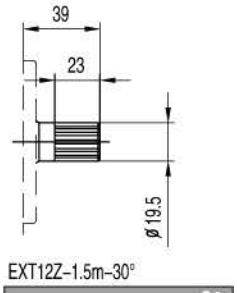

S0

最大扭矩 Max.Torque 220 Nm

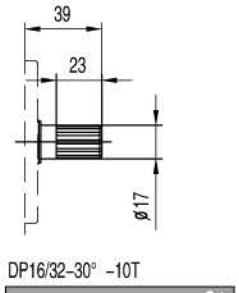

S1

最大扭矩 Max.Torque 200 Nm

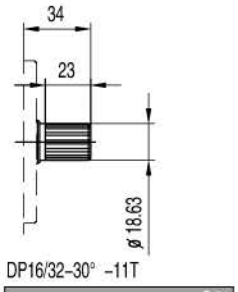

S2

最大扭矩 Max.Torque 210 Nm

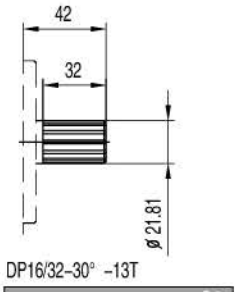

S3

最大扭矩 Max.Torque 300 Nm

BHP2.6

前盖/FRONT COVER

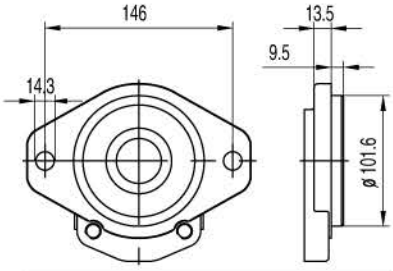

A2

轴伸/SHAFTS

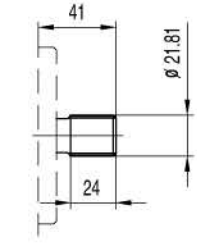

DP16/32-30° -13T

S3

最大扭矩
Max.Torque 400 Nm

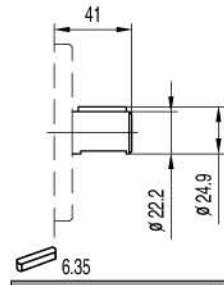

C6

最大扭矩
Max.Torque 350 Nm

BHP2.6

油口/PORTS

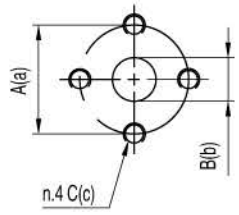

E0/E1/E2

规格 TYPE	油口代号 PORTS CODE	进油口 INLET			出油口 OUTLET		
		A	B	C	a	b	c
BHP2.6...6 ÷ BHP2.6...8	E0	30	13	M6	30	13	M6
BHP2.6...10 ÷ BHP2.6...19	E1	40	20	M8	30	13	M6
BHP2.6...22 ÷ BHP2.6...44	E2	51	25	M10	40	18	M8

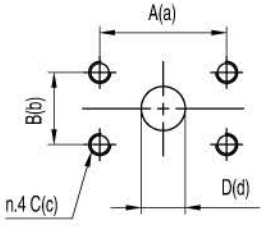

F0/F1

规格 TYPE	油口代号 PORTS CODE	进油口 INLET				出油口 OUTLET			
		A	B	C	D	a	b	c	d
BHP2.5...6 ÷ BHP2.6...16	F0	47.6	22.2	M10x1.5	20	47.6	22.2	M10x1.5	13
BHP2.6...19 ÷ BHP2.6...44	F1	52.4	26.2	M10x1.5	25	47.6	22.2	M10x1.5	20

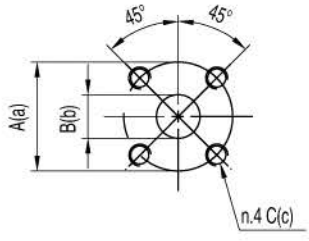

F2

规格 TYPE	进油口 INLET			出油口 OUTLET		
	A	B	C	a	b	c
BHP2.6...6 ÷ BHP2.6...16	55	20	M8	55	13	M8
BHP2.6...19 ÷ BHP2.6...44	55	25	M8	55	20	M8

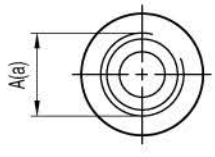

Z0/Z1/Z2

规格 TYPE	油口代号 PORTS CODE	进油口 INLET	出油口 OUTLET
		A	a
BHP2.6...6 ÷ BHP2.6...14	Z0	M22x1.5	M18x1.5
BHP2.6...16 ÷ BHP2.6...19	Z1	M27x2	M22x1.5
BHP2.6...22 ÷ BHP2.6...44	Z2	M33x2	M27x2

BHP2.6

油口/PORTS

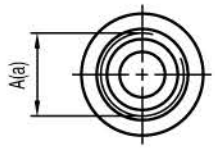

U0/U1

规格 TYPE	油口代号 PORTS CODE	进油口 INLET	出油口 OUTLET
		A	a
BHP2.6...6 ÷ BHP2.6...22	U0	1 1/16–12 UNF	7/8–14 UNF
BHP2.6...25 ÷ BHP2.6...44	U1	1 5/16–12 UNF	1 1/16–12 UNF

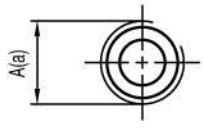

L0/L1

规格 TYPE	油口代号 PORTS CODE	进油口 INLET	出油口 OUTLET
		A	a
BHP2.6...6 ÷ BHP2.6...22	L0	G3/4	G1/2
BHP2.6...25 ÷ BHP2.6...44	L1	G 1	G3/4

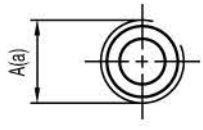

R0/R1

规格 TYPE	油口代号 PORTS CODE	进油口 INLET	出油口 OUTLET
		A	a
BHP2.6...10 ÷ BHP2.6...22	R0	PT3/4	PT1/2
BHP2.6...25 ÷ BHP2.6...44	R1	PT 1	PT3/4